

BULLETINS C ELECTRICAL 90-91 TOOLS ELECTRICAL 92-93 ELECTRICAL 94-96 PARTS
CATALOGUE 04 ELECTRICAL 97-98

Figure C4-12 Fan control, rear window demister, and mirror heaters 4 door cars from VIN

SCAZN02D6RCX54001

see Fig. Wiring

000509

Wiring diagram

see Fig. Component

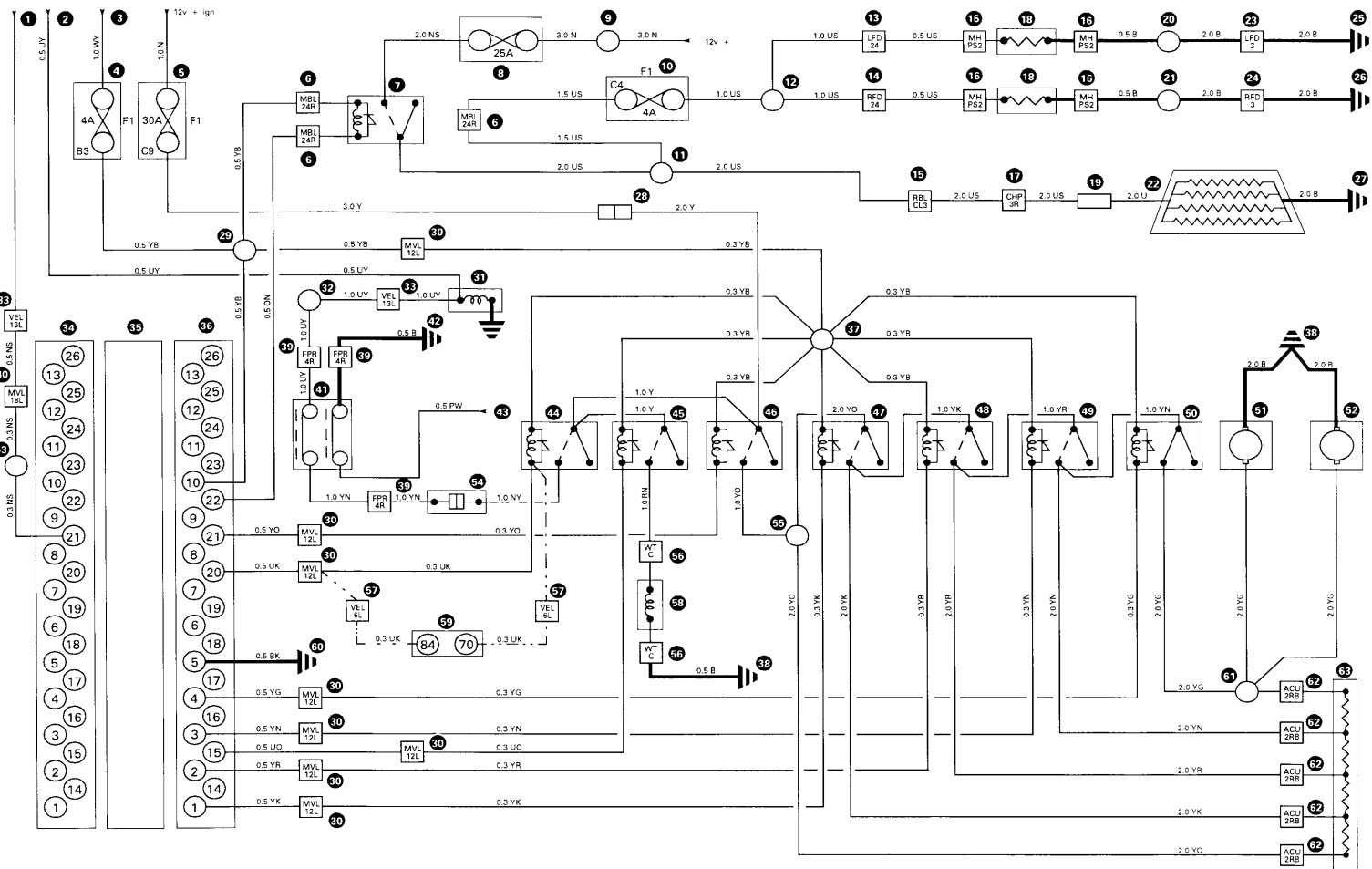
000510

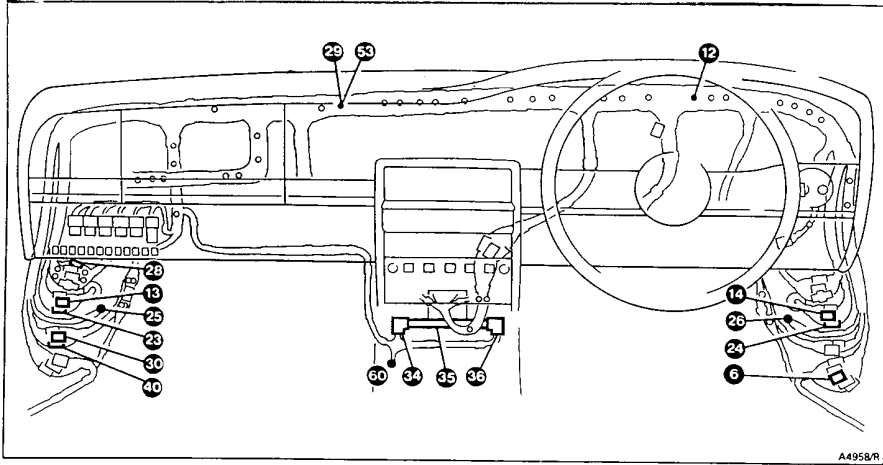
Component location

1	Monitor supply from alternator (14 volts positive with engine running) to allow rear window and door mirror demisting
2	ECM connection pin 64
3	12 volts positive supply when engine is running
4	Fuseboard F1, fuse B3, 4 amp
5	Fuseboard F2, fuse C9, 30 amp
6	Main loom to body loom plug and socket 24-way - right-hand 'A' post
7	Rear window demister and mirror heaters relay
8	Rear window demister and mirror heaters fuse, 25 amp - located in the luggage compartment
9	Splice 8
10	Fuseboard F1, fuse C4, 4 amp
11	Splice 4
12	Splice 35. Right-hand drive cars Splice 7 Left-hand drive cars
13	Left-hand front door plug and socket 24-way
14	Right-hand front door plug and socket 24-way
15	Right-hand body loom to cantrail loom plug and socket 3-way
16	Mirror heater plug and socket 2-way
17	Cantrail loom to header panel loom plug and socket 3-way - right-hand side
18	Mirror heater
19	Barrel connector
20	Splice 1. Right-hand drive cars Splice 2. Left-hand drive cars
21	Splice 2. Right-hand drive cars Splice 1. Left-hand drive cars
22	Rear window demister
23	Left-hand front door plug and socket 3-way
24	Right-hand front door plug and socket 3-way
25	Earth point - left-hand 'A' post
26	Earth point - right-hand 'A' post
27	Rear window demister earth point
28	Main loom to valance loom connector - left-hand 'A' post
29	Splice 15. Right-hand drive cars Splice 35. Left-hand drive cars
30	Main loom to valance loom plug and socket 12-way - left-hand 'A' post
31	Compressor clutch solenoid
32	Splice 5
33	Valance loom to engine loom plug and socket 13-way - left-hand side
34	Air conditioning unit micro-processor plug 26-way - left-hand (blue)
35	Air conditioning unit micro-processor
36	Air conditioning unit micro-processor plug 26-way - right-hand (yellow)

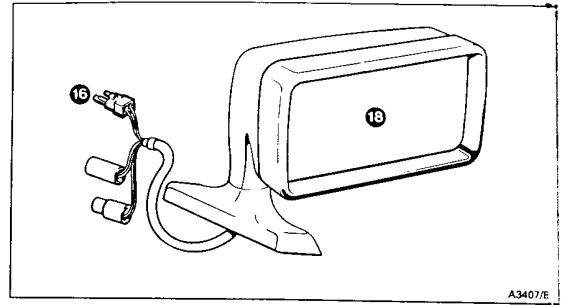
(OID = <131215_1_1_1> UID = <2530_131215> Dataset = <TSD_6000_06-2008 [English]>)

30	Main loom to valance loom plug and socket 12-way - left-hand 'A' post
31	Compressor clutch solenoid
32	Splice 5
33	Valance loom to engine loom plug and socket 13-way - left-hand side
34	Air conditioning unit micro-processor plug 26-way - left-hand (blue)
35	Air conditioning unit micro-processor
36	Air conditioning unit micro-processor plug 26-way - right-hand (yellow)
37	Splice 2
38	Engine compartment earth point - left-hand valance
39	Fridge pressure switch socket 4-way
40	Main loom to valance loom plug and socket 18-way - left-hand 'A' post
41	Compressor clutch cut-out switch
42	Earth point - front left-hand engine compartment
43	To cooling fan relay
44	Compressor clutch relay
45	Water tap relay
46	Air conditioning fans control relay
47	Fans speed relay 4
48	Fans speed relay 3
49	Fans speed relay 2
50	Fans speed relay 1
51	Air conditioning fan - left-hand
52	Air conditioning fan - right-hand
53	Splice 14. Right-hand drive cars Splice 1. Left-hand drive cars
54	Compressor ambient thermostat
55	Splice 3
56	Water tap connection
57	Valance loom to engine loom plug and socket 6-way - left-hand
58	Water tap solenoid
59	Engine control module - applicable to 1996 model year turbocharged cars and all 1996 model year cars conforming to a USA or Canadian specification
60	Earth point - transmission tunnel
61	Splice 4
62	Air conditioning unit resistor block plug and socket 5-way
63	Air conditioning unit resistor block

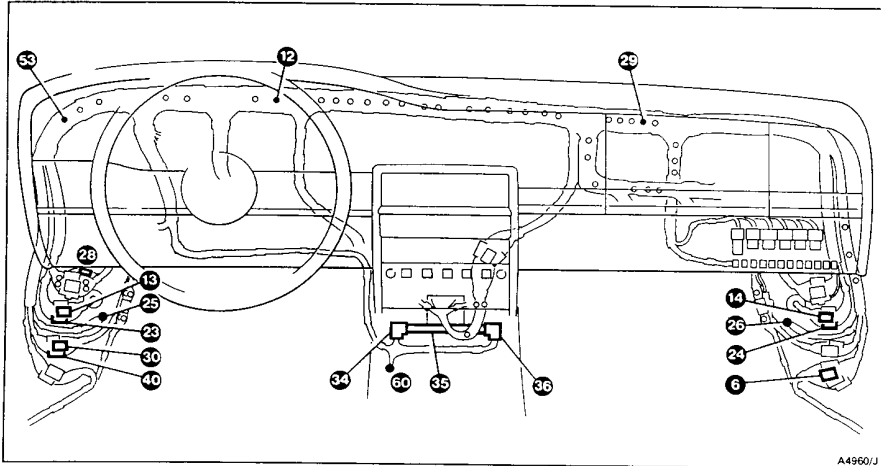




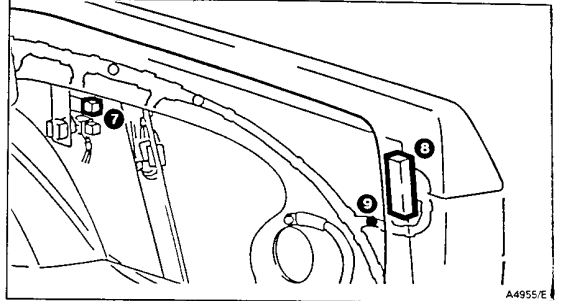
A4958/R



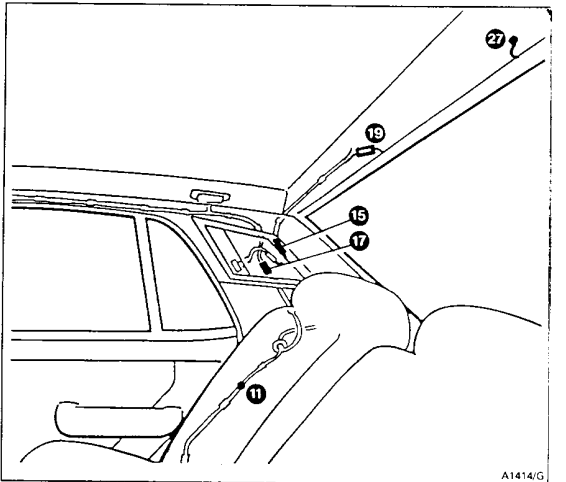
A3407/E



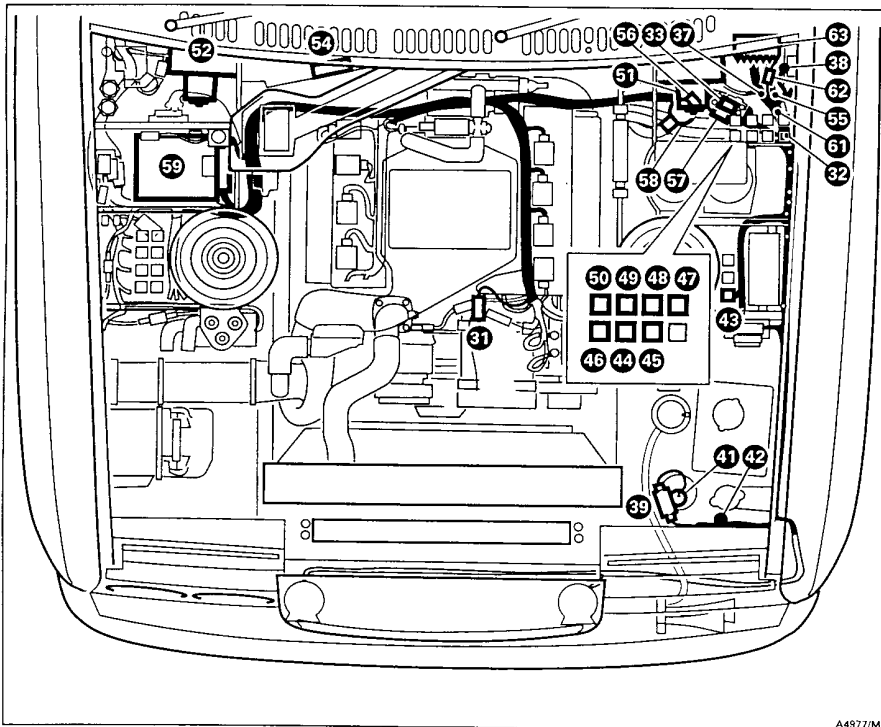
A4960/J



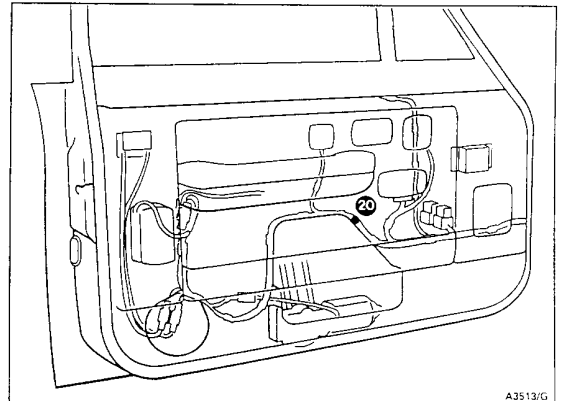
A4955/E



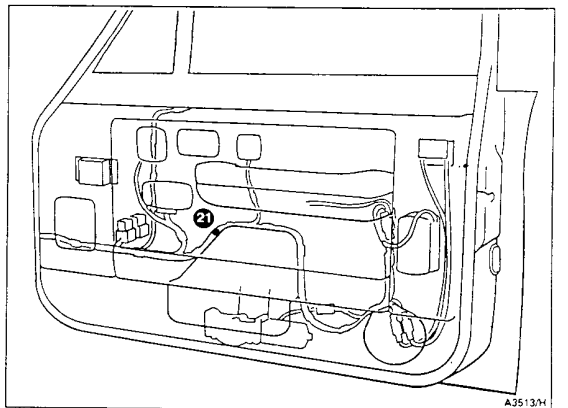
A1414/G



A4977/M



A3513/G



A3513/H